


SELECTION OF EQUIPMENT

STEPS FOR SAFE CHOOSING

1 INTENDED PURPOSE OF EQUIPMENT

- In case the equipment is used as portable, the certificate should state this in the description of equipment.
- If not mentioned it is likely that the unit is not tested or accepted for portable use.
- Portable Ex-luminaire and non-portable Ex-luminaire have different requirements.



2 CLASSIFICATION OF EX-AREA

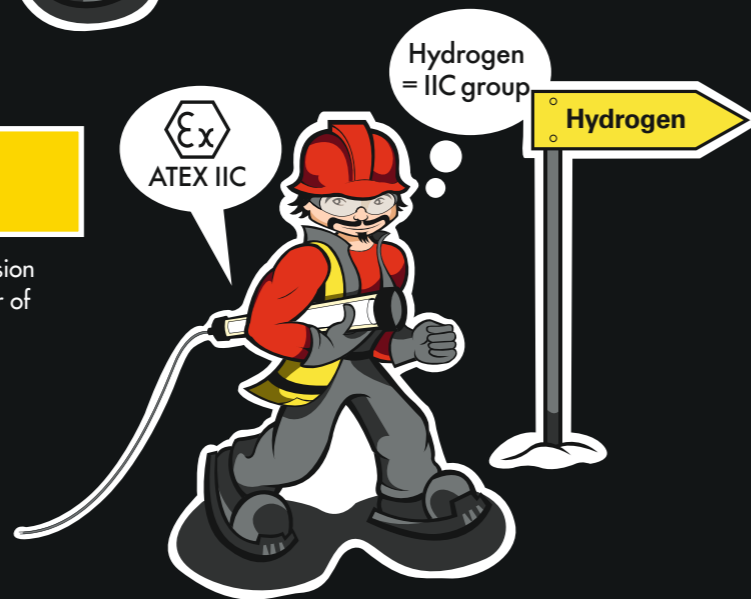
- Compare the equipment certificate with the area classification.
- Examples:
 - Equipment category 2 = Zone 1 and 2
 - EPL marking Gb = Zone 1 and 2

Make sure that the equipment CATEGORY is suitable for the particular Ex-area classification.

3 SUBSTANCE EXPLOSION GROUP

- Compare the equipment certification to the explosion group of the substance that is creating the danger of explosion.
- Examples:
 - Hydrogen → Explosion group IIC
 - Ethylene → Explosion group IIB
 - Naphtha → Explosion group IIA


Make sure that the equipment EXPLOSION GROUP is suitable for the particular Ex-area classification.



4 TEMPERATURE RATING OF EQUIPMENT

- Compare the equipment certification to the highest acceptable temperature of substance that is creating the danger of explosion.
- Examples:
 - Hydrogen → Ignition temp 560 °C = T1
 - Ethylene → Ignition temp 425 °C = T1
 - Diesel → Ignition temp 230 °C = T3
 - Diethyl ether → Ignition temp 195 °C = T4

Make sure the equipment's HIGHEST TEMPERATURE POINT is suitable for the particular Ex-area classification.



5 AMBIENT TEMPERATURE

- Notice the ambient temperature of the application of use.
- Notice also other criteria e.g. heavy mechanical stress and effect of chemicals.

The Ex-certificate is valid between ambient temperatures of -20 °C to +40°C if not otherwise mentioned in the certificate.

6 TURN-KEY SOLUTIONS AVAILABLE FOR YOU

- Further questions?
- Atexor is at your disposal

WE ARE THERE FOR YOU

