

# ATX™ DEMULED LED Series Luminaires

## Flameproof

ATEX/IECEX:  
Zone 1 and 2 - 21 and 22  
Ex II 2GD  
Ex tb IIIC  
IK09  
IP66/68

LED/AREA: NEC/CEC EXPLOSIONPROOF/ATEX/IECEX FLAMEPROOF

### Applications

- Provides adequate lighting and/or visual indication of access on exit routes during an evacuation in a hazardous environment.
- Can be installed in hazardous areas designated as Zone 1 and 2 – 21 and 22.
- Typical applications include oil refineries, petrochemical plants, pulp and paper mills.

### Features

All versions:

- Power supply 230 Vac, 50 Hz.
- 1 hour duration (emergency).
- Threaded access cover with O-ring seal.
- Battery pack :  
Escape route lighting: 2.4 V - 0,8 Ah (2 cells - Nicd)  
Space lighting: 6 V - 1,6 Ah (6 cells - Nicd)
- Charge indicator by 1 green LED (life time over 10 years).
- Operates in any position.
- Connection to plug-in terminal block via 5 x 2.5 mm<sup>2</sup> (0.004 in<sup>2</sup>) terminals.
- Supplied with two fixing brackets (zinc plated steel)
- Automatic built-in self-test system (SATI) with memorization of tests indicated by LEDs.
- Using a microprocessor and an internal clock, the unit will carry out automatic tests.
- Escape route lighting: 45 lumens, 0.50 wattage.  
Space lighting: 400 lumens, 0.95 wattage.

Addressable versions:

- Operates without additional control lines. Communication between units and the control system is realized via mains borne signals that utilize the existing electrical wiring.
- Standard control system capacity: one control system for up to 200 emergency lighting units.
- Optional increased control system capacity: booster (repeater unit) is used to increase the length of the network allowing up to 1000 emergency lighting units to be on one control system. This allows for the use of a single computer to centralize the management of the facilities emergency lighting system. For more information, please contact your local sales representative

### Standard Materials

- End caps and cover: aluminum
- O-ring seal: Nitrile
- Lens: tempered borosilicate glass tube
- Fixing brackets: zinc plated steel or 316 stainless steel
- Accessories: white painted galvanized steel
- Guard: zinc plated steel

### Options

- Ta -40 °C (-40 °F) (with EPDM70)
- Addressable monitoring software, please consult your local sales representative.



### ATEX/IECEX Certifications and Compliances

- Certification Type DEMULED
  - Gas: Zone 1 and 2:
    - Conforming to ATEX 94/9/CE: Ex II 2 G
    - Type of Protection: Ex d IIC
    - Temperature Class: T6
  - Dust: Zone 21 and 22:
    - Conforming to ATEX 94/9/CE: Ex II 2 D
    - Type of Protection: Ex tb IIIC
    - Surface Temperature: +75 °C (167 °F)
- Ambient Temperature: -30 °C to +55 °C (-22 °F to +131 °F) ①
- CE Declaration of Conformity: 50314
- ATEX Certificate: INERIS 15ATEX0056X
- IECEx Certificate: IECEx INE 15.0052X
- Index of Protection according EN/IEC 60529: IP66/68 (10m/1h)
- Impact Resistance (shock): IK09
- Internal Volume: > 2 dm<sup>3</sup> (122 in<sup>3</sup>) - 2 liters
- Conforming to NF AEAS

### Related Products

- For labels see *Labels for Emergency Lighting Units, ATX Self-Adhesive Signaling Labels for Emergency Lighting Units.*

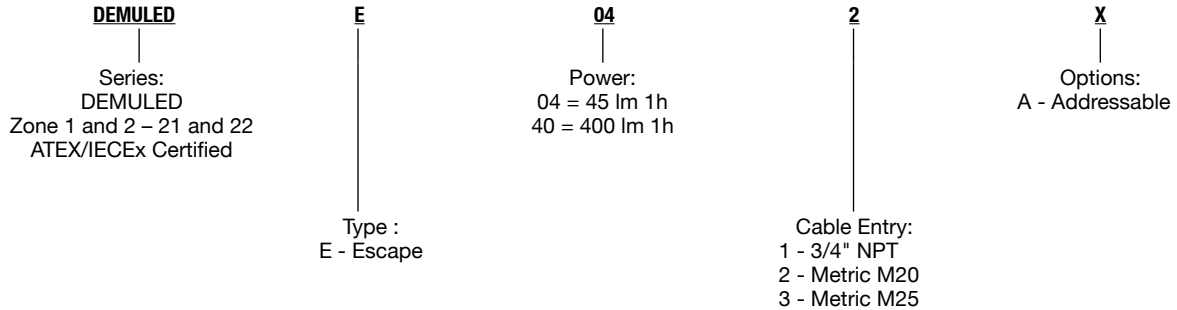
① Optimum operating temperature for battery is -5 °C to +30 °C (-22 °F to +131 °F).

# ATX™ DEMULED LED Series Luminaires

## Flameproof





ATEX/IECEX:  
 Zone 1 and 2 - 21 and 22  
 II2GD  
 Ex tb IIIC  
 IK09  
 IP66/68

### Catalog Numbering Guide



| Type   | Lamp | Lumen Output | Cable Entries | Weight kg (lb) | Volume dm <sup>3</sup> (in <sup>3</sup> ) | Option      | Catalog Number      |
|--------|------|--------------|---------------|----------------|-------------------------------------------|-------------|---------------------|
| Escape | LED  | 45 lm        | M20           | 7.8 (17.2)     | 36.0 (2196.9)                             | SATI        | <b>DEMULEDE042</b>  |
| Escape | LED  | 45 lm        | M20           | 7.8 (17.2)     | 36.0 (2196.9)                             | Addressable | <b>DEMULEDE042A</b> |

### Accessories and Replacement Parts

|                                                                                     | Description                                                                                                                                                                                                                                                | Catalog Number                                                       |
|-------------------------------------------------------------------------------------|------------------------------------------------------------------------------------------------------------------------------------------------------------------------------------------------------------------------------------------------------------|----------------------------------------------------------------------|
|  | <b>Protective Guard</b><br>Zinc plated steel                                                                                                                                                                                                               | <b>FDPG1Z</b>                                                        |
|  | <b>Fixing Brackets: Set of two for ease of surface installation</b><br>Zinc plated steel<br>316 stainless steel                                                                                                                                            | <b>FDFBZ</b><br><b>FDFBS</b>                                         |
|  | <b>Surface Mounting Brackets: Set of two</b><br>Zinc plated steel<br>316 stainless steel                                                                                                                                                                   | <b>FDSBZ</b><br><b>FDSBS</b>                                         |
|  | <b>Half Clamps: Set of two</b><br>Zinc plated steel versions:<br>For 42 mm to 49 mm pole (1-1/4 to 1-1/2" tube)<br>For 60 mm pole (2" tube)<br>316 stainless steel versions:<br>For 42 mm to 49 mm pole (1-1/4 to 1-1/2" tube)<br>For 60 mm pole (2" tube) | <b>FDHC49Z</b><br><b>FDHC60Z</b><br><b>FDHC49S</b><br><b>FDHC60S</b> |
|                                                                                     | <b>Fall Prevention Kit</b><br>1.20 m stainless steel chain                                                                                                                                                                                                 | <b>FDFSCS</b>                                                        |

LED/AREA: NEC/CFC EXPLOSIONPROOF/ATEX/IECEX FLAMEPROOF

Appleton

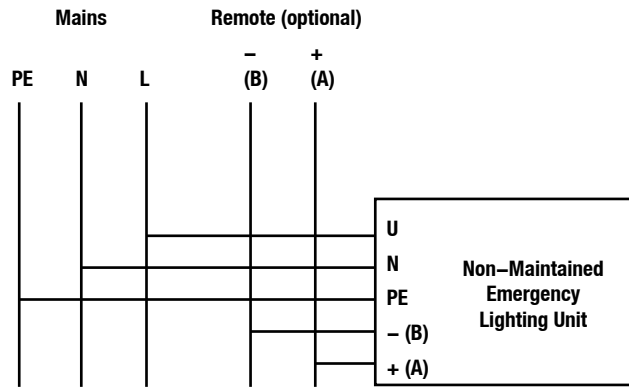
# ATX™ DEMULED LED Series Luminaires

## Flameproof

ATEX/IECEX:  
 Zone 1 and 2 - 21 and 22  
 Ⓢ II2GD  
 Ex tb IIIC  
 IK09  
 IP66/68

LED/AREA: NEC/CEC EXPLOSIONPROOF/ATEX/IECEX FLAMEPROOF

### Electrical Wiring Diagram



### Dimensions in Millimeters (Inches)

